

# YASKAWA

## Weld4Me CE

Collaborative Arc Welding Cobot Station optimised for easy Operation, high Performance and Safety

Controlled by  
YRC1000



# Weld4Me CE is perfect for small batch sizes, and frequent welding job changes

Controlled by  
YRC1000



## Key benefits

- Easy to install and operate
- Easy to program
- Ideal for small batches and high variety

If you are looking for an alternative or supplement to manual welding, the **Weld4Me CE** turnkey collaborative robot station has all the advantages you need.

It brings the consistent quality of robotic welding to your production process, while being easy to install and operate.


With its rigid and industrial quality design, the **Weld4Me CE** is perfect for small welding shops, small batches and high variety. Cobot, welding table and enclosure are designed to meet industrial requirements, and offers full welding functionality. This improves your welding quality and productivity compared to manual welding.

## Scope of delivery


- HC10DTP Cobot, YRC1000 robot controller with integrated Functional Safety Unit
- Smart Pendant HMI for programming
- Weld Builder software for easy robot job creation
- Welding table (1000 x 2000 or 1200 x 2400 mm)
- Welding curtains and fume hood
- Additional equipment and options upon request



Interior lighting



Fume hood in place. Connect to extraction system (also available)




LED strips show operating status




Open sides for long workpieces



Collaborative robot with direct teach buttons, and IP67 protection against spatters



Grid: 100 x 100 mm, with Ø 16 or Ø 28 mm holes



Welding table with several options



## Features of interest

- Integrated LED light strip shows operating status
- Easy programming with Weld Builder and the intuitive hand guiding
- All functions available and combined on the Smart Pendant
- Robot cable dress pack designed for high uptime
- Pre-defined safety settings
- Integration of several welding package suppliers
- CE marking and risk assessment

## Safety included

- Collaborative robot with torque sensors on all six axes, for high safety
- Retract and clamp release function to avoid risk of clamping
- Definition of functional safety zones



### Safety standard

ISO 10218-2, ISO 13849-1, PL d, Cat. 3

### CE marking class 2A

when fume extraction is installed

# Programming

## Hand guiding

Intuitive new teaching method for collaborative robots. This hand-guiding facilitates easy programming for fast implementation of the robot system. Simply move the robot flange by hand and record the motion points with the easy-to-use programming buttons.



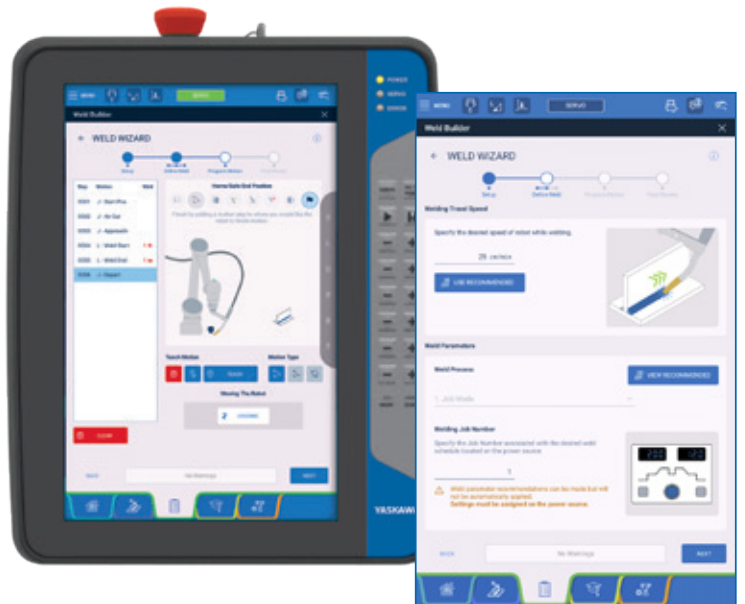
## Weld Builder

The Weld Builder is a software to extend the Smart Pendant for the creation and execution of welding operations in combination with the Weld4Me cell.

With this intuitive interface, creating welding programs becomes accessible to everyone. All common seam types can be welded without programming knowledge – efficiently and with consistent quality.

The welding commands are learned via the Hand Guiding and Direct Teaching Buttons or entered directly via Smart Pendant.

The Dry Run function can be used to test the created weld path.



## Smart Pendant


The Smart Pendant is next generation of robot programming. Its easy-to-understand, tablet-based interface offers a simple learning curve compared to the standard pendant and is ideal for novice robot programmers.



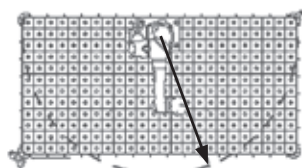
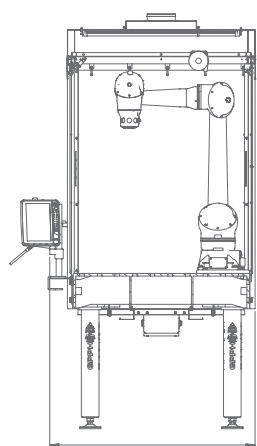
Use the Direct Teach buttons, Weld Builder or the Smart Pendant to program **Weld4Me CE**

## Specifications

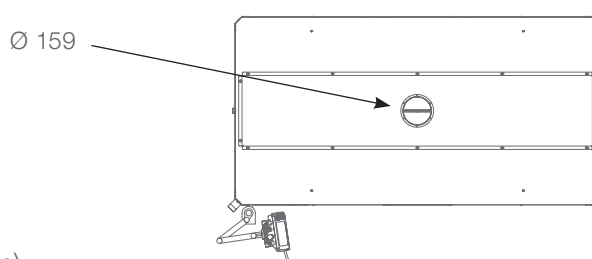
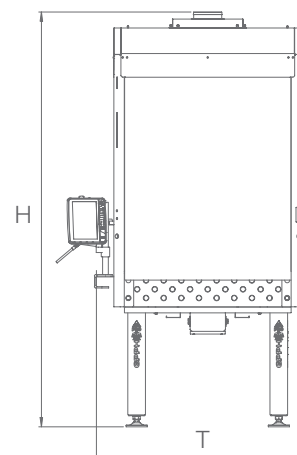
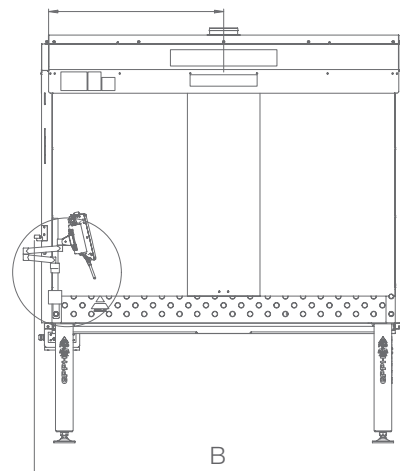
The Weld4Me CE unit is delivered with welding curtains.



Technical data	Weld4Me CE	Weld4Me CE
Dimensions (W x D x H)	2135 x 1164 x 2351 mm	2524 x 1264 x 2351 mm
Welding table (W x D)	1000 x 2000 mm	1200 x 2400 mm
Collaborative robot	HC10DTP	HC10DTP
Controller	YRC1000	YRC1000
Weight	1015 kg	1181 kg

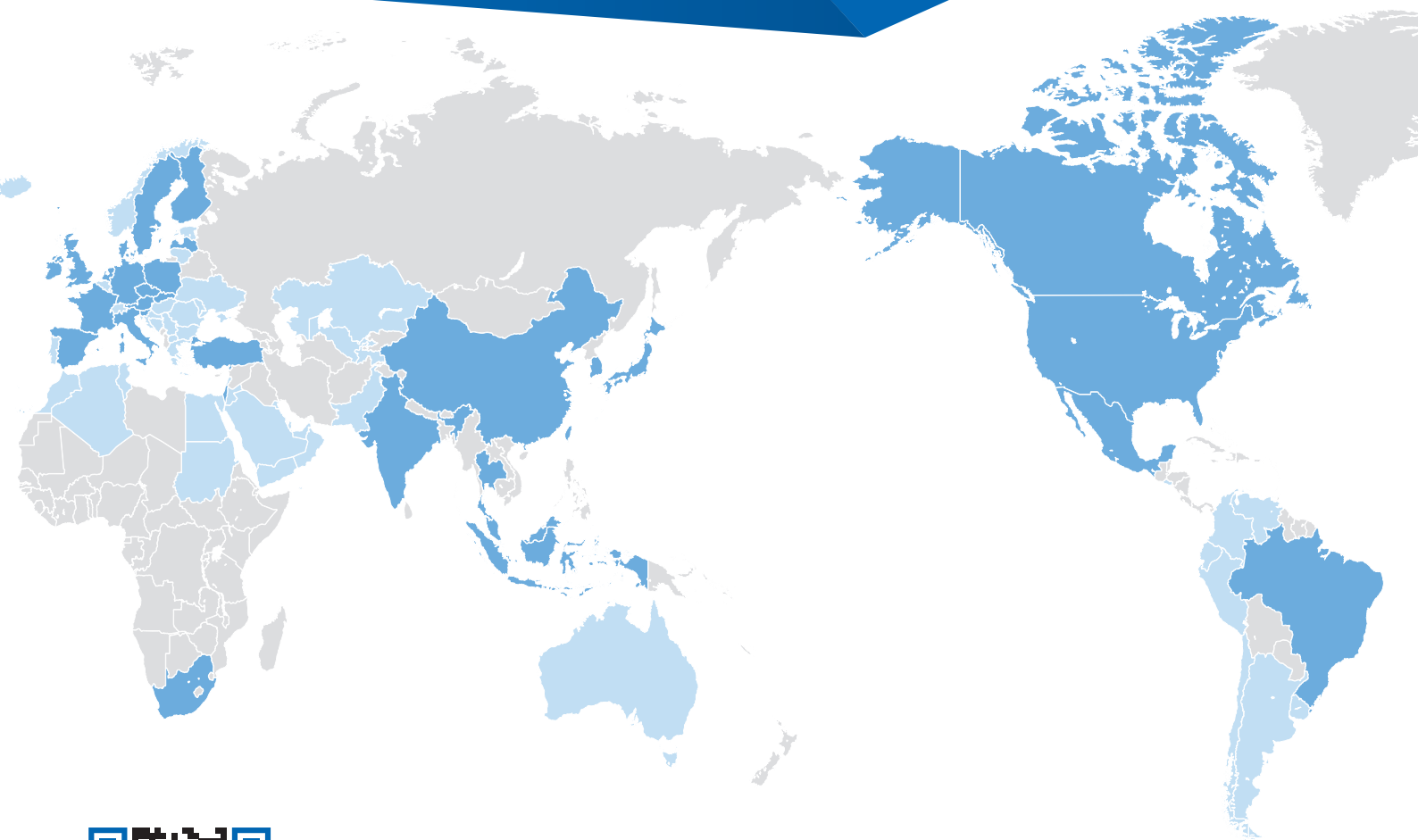


R = 1200 mm



## Options

- Siegmund welding table (1000 x 2000 or 1200 x 2400 mm)
- Calibration kit with three cups and wire cut sleeve
- Calibration kit for welding table (Ø 28 holes) with three cups on brackets
- Clamp kit including table cleaning equipment
- Wheel kit
- Cable bundle holders Ø 40 Back and Ø 40 Front
- Welding equipment e.g. Fronius, Lorch, ESAB, EWM etc.
- Fume extraction system
- Ready to use upon delivery



#### Robotics Division

YASKAWA Europe GmbH  
Yaskawastraße 1  
85391 Allershausen, Germany  
Tel. +49 (0) 8166/90-0  
Fax +49 (0) 8166/90-103

robotics@yaskawa.eu  
www.yaskawa.eu

#### YASKAWA Headquarters Academy and Sales Office

YASKAWA Europe GmbH  
Philipp-Reis-Straße 6  
65795 Hattersheim am Main, Germany  
Tel. +49 (0) 6196/77725-0  
Fax +49 (0) 6196/77725-39

All drawing dimensions in mm.  
Technical data may be subject to change without previous notice.  
Please request detailed drawings at [robotics@yaskawa.eu](mailto:robotics@yaskawa.eu).

Weld4Me CE  
C-05-2026, A-Nr. 231018

# YASKAWA